



LET'S GO TO GRANDMA'S!




Let's go to Grandma's!
Chocolate cake! Yum! Yum!
Let's go to Grandma's!
See you later! Bye! Bye!



Let's go to Grandma's!
Bread and cheese! Yum! Yum!
Let's go to Grandma's!
See you later! Bye! Bye!

Let's go to Grandma's!
Apple pie! Yum! Yum!
Let's go to Grandma's!
See you later! Bye! Bye!



LET'S GO TO GRANDMA'S!

1. Can you write the correct words in the spaces?


Let's go to Grandma's!

_____!

Yum! Yum!

Let's go to Grandma's!

See you later! Bye! Bye!




Let's go to Grandma's!

_____!

Yum! Yum!

Let's go to Grandma's!

See you later! Bye! Bye!



Let's go to Grandma's!

and _____!

Yum! Yum!

Let's go to Grandma's!

See you later! Bye! Bye!

2. What would you put in your basket for Grandma? A pizza? A banana? Write and draw the food in your basket:

Let's go to Grandma's!

_____!

Yum! Yum!

Let's go to Grandma's!

See you later! Bye! Bye!

Let's go to Grandma's!

_____!

Yum! Yum!

Let's go to Grandma's!

See you later! Bye! Bye!



LET'S GO TO GRANDMA'S!

Language: Let's go to Grandma's! Chocolate cake, apple pie, bread, cheese. Yum! See you later, bye, bye!

Resources: Grandma, Mum and Little Red Riding Hood character flashcards; cottage flashcard; basket and food flashcards; **Let's go to Grandma's!** song sheet; **Let's go to Grandma's!** activity sheet.

Introducing the chant

- a) Stick the Grandma character flashcard and cottage on one side of the board/classroom. Stick Mum on the other side with Little Red Riding Hood, the basket and food flashcards. Stand next to Little Red Riding Hood and say "Let's go to Grandma's!" and go across the classroom to the cottage.
- b) Now ask your children to follow your actions as you say the words:
 1. Let's go to Grandma's - walk/skip
 2. Yum! Yum! - rub your tummy/lick your lips
 3. See you later, bye bye! - wave hand/arm
- c) Repeat the chant from the beginning, encouraging your children to join in with the actions.
- d) Repeat again and encourage your children to join in with the words. (You may like to put the prompt cards on the board to guide them).

Extension activities

- a) **Let's go to Grandma's! activity sheet.**

Can your children complete the chant by putting the correct words in the spaces? What would your children put in a basket for Grandma? Provide your children with an example of a completed basket and ask them to brainstorm all the foods they can think of in small groups. Write their ideas on the board and award points to the groups. Finally, ask your children to write and draw their choices and tell each other about their baskets.

- b) **Guess what I've got in my basket!**

Please refer to **What's in the basket?** activity sheet and Teacher's notes.

Let's go to Grandma's!

Chocolate cake!

Bread and cheese!

Apple pie!

Yum! Yum!

Let's go to Grandma's!

See you later! Bye! Bye!
